

provider or pharmacist for information about BREO ELLIPTA that was written for healthcare professionals.

For more information about BREO ELLIPTA, call 1-888-825-5249 or visit our website at www.myBREO.com.

What are the ingredients in BREO ELLIPTA?

Active ingredients: fluticasone furoate, vilanterol

Inactive ingredients: lactose monohydrate (contains milk proteins), magnesium stearate

This Medication Guide has been approved by the U.S. Food and Drug Administration.

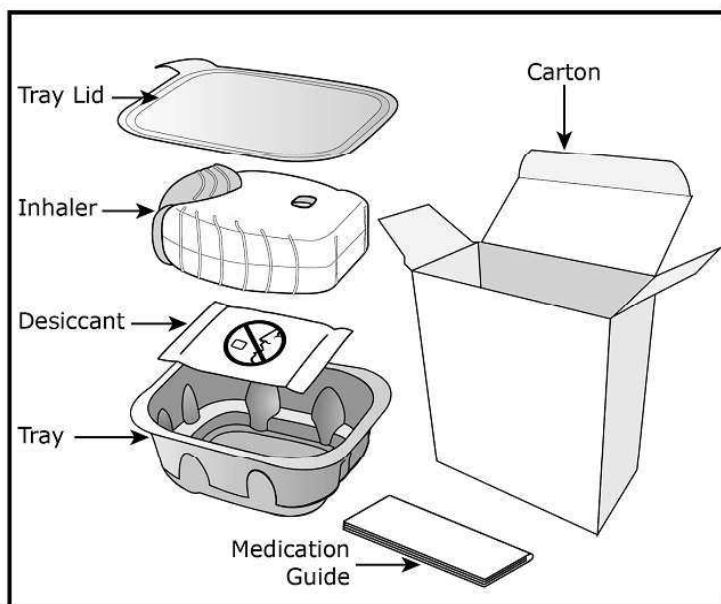
Instructions for Use

For Oral Inhalation Only.

Read this before you start:

- **If you open and close the cover without inhaling the medicine, you will lose the dose.**
- **The lost dose will be securely held inside the inhaler, but it will no longer be available to be inhaled.**
- **It is not possible to accidentally take a double dose or an extra dose in 1 inhalation.**

Your BREO ELLIPTA inhaler



How to use your inhaler

- BREO ELLIPTA comes in a foil tray.
- Peel back the lid to open the tray. See Figure A.
- The tray contains a desiccant to reduce moisture. Do not eat or inhale. Throw it away in the household trash out of reach of children and pets. See Figure B.

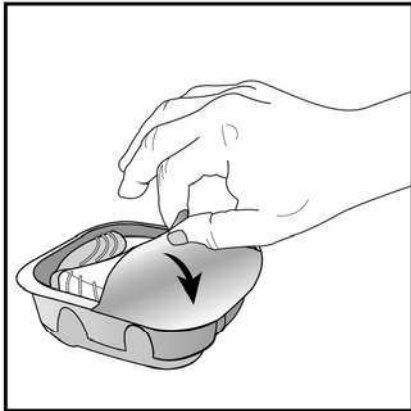


Figure A




Figure B

Important Notes:

- Your inhaler contains 30 doses (14 doses if you have a sample or institutional pack).
- Each time you fully open the cover of the inhaler (you will hear a clicking sound), a dose is ready to be inhaled. This is shown by a decrease in the number on the counter.
- If you open and close the cover without inhaling the medicine, you will lose the dose. The lost dose will be held in the inhaler, but it will no longer be available to be inhaled. It is not possible to accidentally take a double dose or an extra dose in 1 inhalation.
- **Do not** open the cover of the inhaler until you are ready to use it. To avoid wasting doses after the inhaler is ready, **do not** close the cover until after you have inhaled the medicine.
- Write the “Tray opened” and “Discard” dates on the inhaler label. The “Discard” date is 6 weeks from the date you open the tray.

Check the counter. See Figure C.

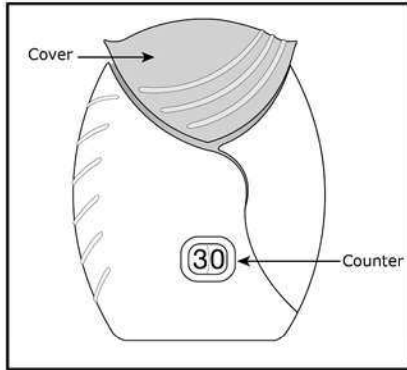


Figure C

- Before the inhaler is used for the first time, the counter should show the number 30 (14 if you have a sample or institutional pack). This is the number of doses in the inhaler.
- Each time you open the cover, you prepare 1 dose of medicine.
- The counter counts down by 1 each time you open the cover.

Prepare your dose:

Wait to open the cover until you are ready to take your dose.

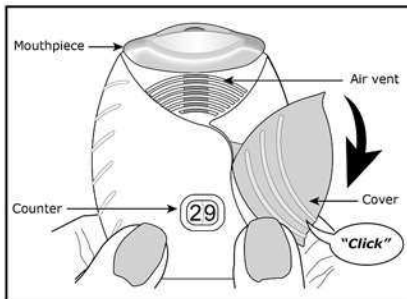


Figure D

Step 1. Open the cover of the inhaler. See Figure D.

- Slide the cover down to expose the mouthpiece. You should hear a “click.” The counter will count down by 1 number. You do not need to shake this kind of inhaler. **Your inhaler is now ready to use.**
- If the counter does not count down as you hear the click, the inhaler will not deliver the medicine. Call your healthcare provider or pharmacist if this happens.

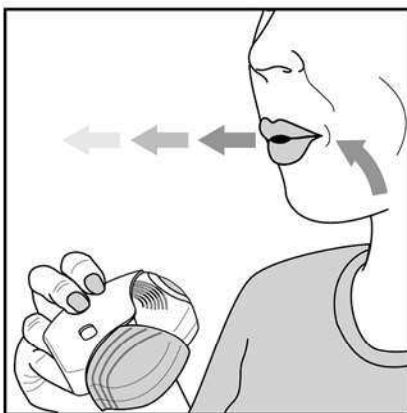


Figure E

Step 2. Breathe out. See Figure E.

- While holding the inhaler away from your mouth, breathe out (exhale) fully. Do not breathe out into the mouthpiece.

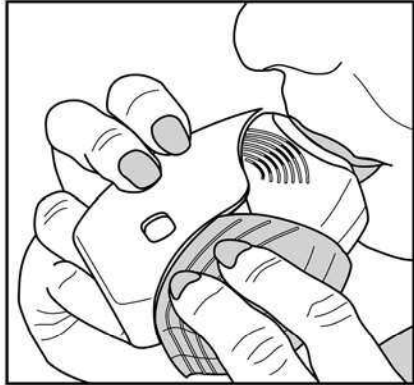


Figure F

Step 3. Inhale your medicine. See Figure F.

- Put the mouthpiece between your lips, and close your lips firmly around it. Your lips should fit over the curved shape of the mouthpiece.
- Take one long, steady, deep breath in through your mouth. **Do not** breathe in through your nose.

Do not block the air vent with your fingers.



Figure G

- Do not block the air vent with your fingers. **See Figure G.**

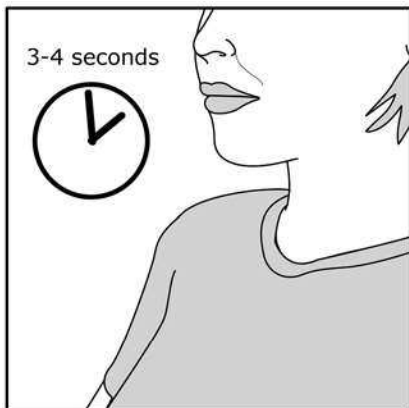


Figure H

- **Remove the inhaler from your mouth and hold your breath for about 3 to 4 seconds** (or as long as comfortable for you). **See Figure H.**

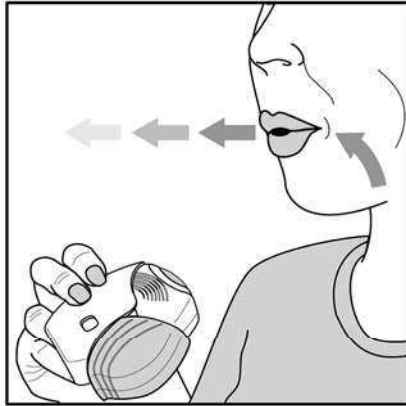


Figure I

Step 4. Breathe out slowly and gently. See Figure I.

- You may not taste or feel the medicine, even when you are using the inhaler correctly.
- **Do not** take another dose from the inhaler even if you do not feel or taste the medicine.

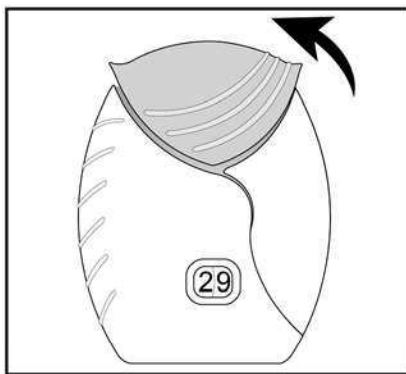


Figure J

Step 5. Close the inhaler. See Figure J.

- You can clean the mouthpiece if needed, using a dry tissue, before you close the cover. Routine cleaning is not required.
- Slide the cover up and over the mouthpiece as far as it will go.



Figure K

Step 6. Rinse your mouth. See Figure K.

- Rinse your mouth with water after you have used the inhaler and spit the water out. **Do not** swallow the water.

Important Note: When should you get a refill?

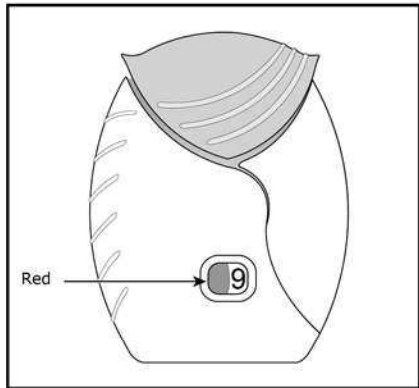



Figure L

- **When you have less than 10 doses remaining** in your inhaler, the left half of the counter shows red as a reminder to get a refill. **See Figure L.**
- After you have inhaled the last dose, the counter will show “0” and will be empty.
- Throw the empty inhaler away in your household trash out of reach of children and pets.

If you have questions about BREO ELLIPTA or how to use your inhaler, call GlaxoSmithKline (GSK) at 1-888-825-5249 or visit www.myBREO.com.

This Instructions for Use has been approved by the U.S. Food and Drug Administration.

BREO and ELLIPTA are registered trademarks of the GSK group of companies.

BREO ELLIPTA was developed in collaboration with  Theravance .



GlaxoSmithKline
Research Triangle Park, NC 27709

©2015, the GSK group of companies. All rights reserved.

April 2015
BRE:3MG